



# TAKE THE PLEDGE



1

LOOK FOR

**WARNING SIGNS**

SIGNALS AND THREATS

2

ACT

**IMMEDIATELY**

TAKE IT SERIOUSLY

3

**SAY**

**SOMETHING**

TO HELP CREATE A SAFER, HEALTHIER SCHOOL

## SUBMIT YOUR TIP ANONYMOUSLY



mobile app



1-844-SAF2SAY



Safe2SayPA.org

**SUBMIT SECURE AND ANONYMOUS SAFETY  
CONCERNS 24/7, 365 DAYS A YEAR.**



# HOW DO I USE THE APP?

DOWNLOAD THE APP ONTO  
YOUR PHONE OR MOBILE DEVICE

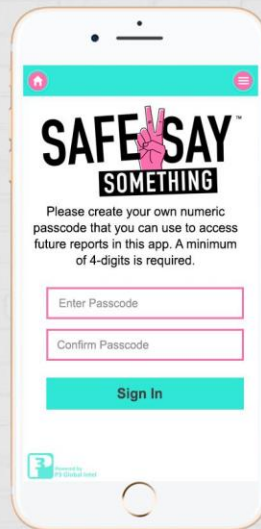


Search for "Safe2Say Something"




# HOW DO I USE THE APP?

1

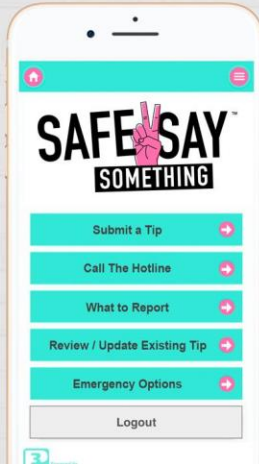


2

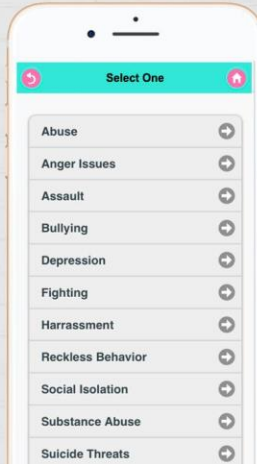


# HOW DO I USE THE APP?

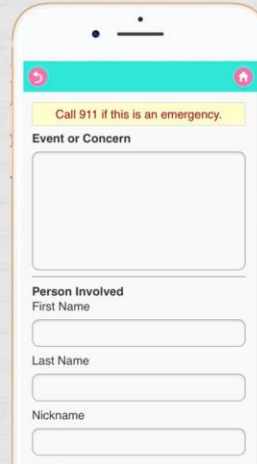
1. Select "Submit a Tip"



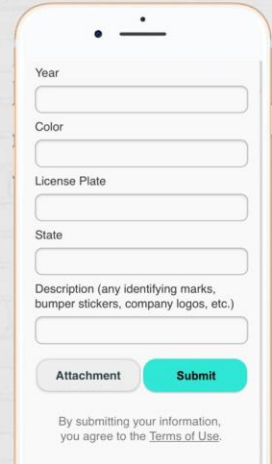
2. Select a "Concern"



3. Provide Details (Scrolling Down)

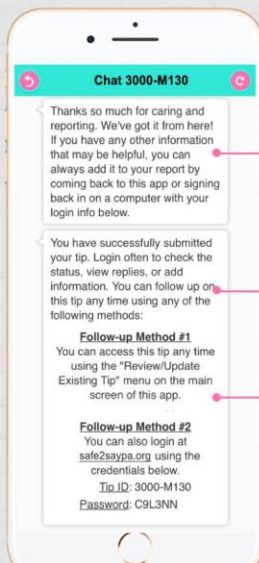


4. Attach Photos, Videos or Sound Files and Submit Tip



# HOW DO I USE THE APP?

## AFTER YOU SUBMIT A TIP YOU WILL RECEIVE



Acknowledgement and thanks for submitting tip

Statement on how to check the status, view replies or add more information to a submitted tip

TWO methods to check status, view replies or add information:

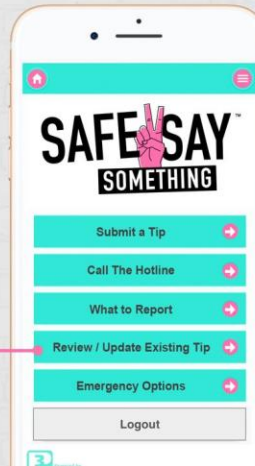
- 1 Via the app and the "review/update existing tip"
- 2 Via website by inputting the provided tip ID number

# HOW DO I USE THE APP?

To Review / Update a Tip and 2-Way Anonymous Dialog

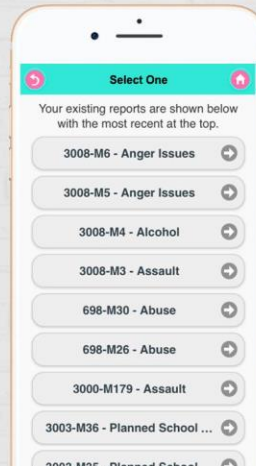
1

**SELECT "REVIEW"  
AND UPDATE  
EXISTING TIP**



2

**SELECT TIP AND  
READ REQUEST OR  
UPDATE INFORMATION  
AND/OR ADD  
ATTACHMENT**

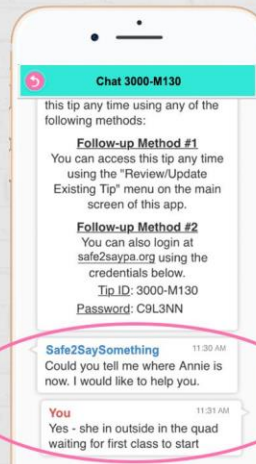


# HOW DO I USE THE APP?

To Review / Update a Tip and 2-Way Anonymous Dialog

3

**USE 2-WAY  
ANONYMOUS  
DIALOG BOX  
TO UPDATE  
TIP AND/OR  
ANSWER  
QUESTIONS**

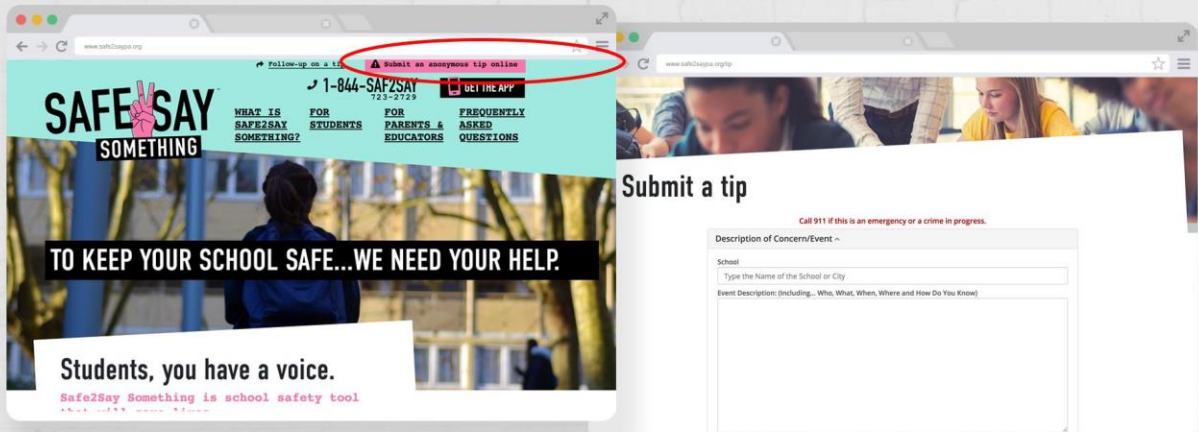






# HOW DO I SUBMIT A TIP ON THE WEBSITE?

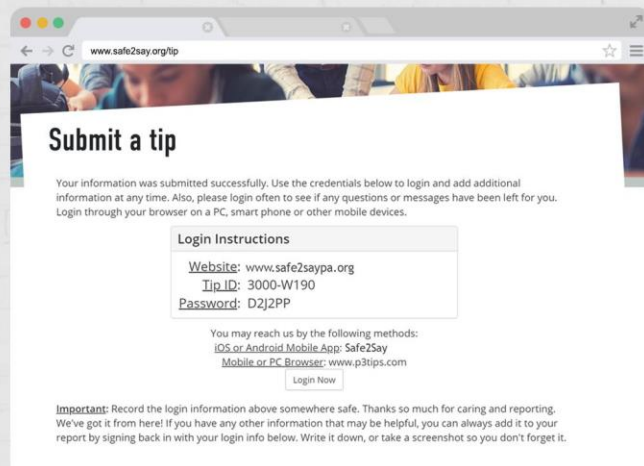
GO TO [SAFE2SAYPA.ORG](http://SAFE2SAYPA.ORG) — SELECT “SUBMIT A TIP” THEN COMPLETE FORM:



# HOW DO I SUBMIT A TIP ON THE WEBSITE?

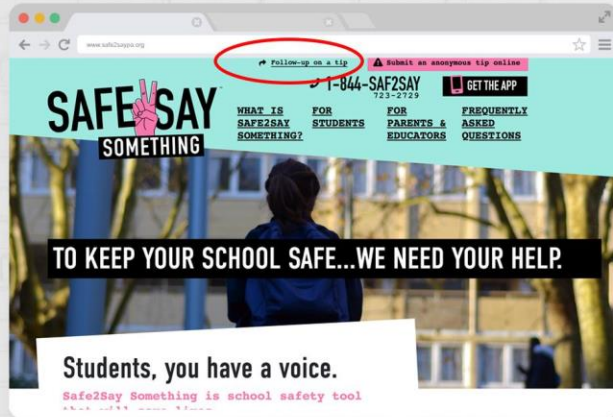
ONCE SUBMITTED, YOU RECEIVE A TIP NUMBER / PASSWORD TO ALLOW YOU TO:

- PROVIDE NEW AND/OR ADDITIONAL INFORMATION BY LOGGING IN ANONYMOUSLY



# TO UPDATE TIP/RESPOND TO INQUIRY USING 2-WAY ANONYMOUS DIALOG

Select "Follow-Up  
on a Tip" and  
enter tip ID #  
and password



## HOW DO I SUBMIT A TIP

### BY PHONE



- 1** CALL 1-844-SAF2SAY (1-844-723-2729)
- 2** AN ANALYST WILL ASK A SERIES OF QUESTIONS – SUCH AS:
  - Name of school you attend and its location
  - Description of situation, individuals involved
  - Location (as needed) and other details to assess the situation
- 3** AT THE END OF THE CALL, YOU WILL RECEIVE A TIP NUMBER AND PASSWORD TO ALLOW YOU TO:
  - Login online or call back and provide new and/or additional information
  - View or listen to private messages requesting additional anonymous information from you